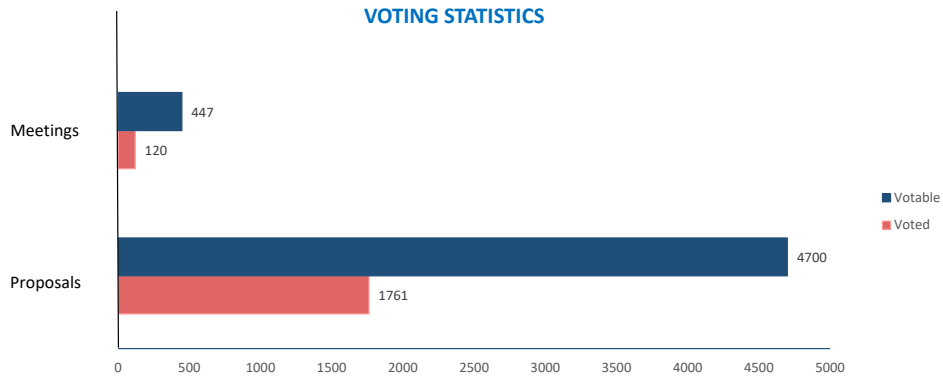


Meeting Overview

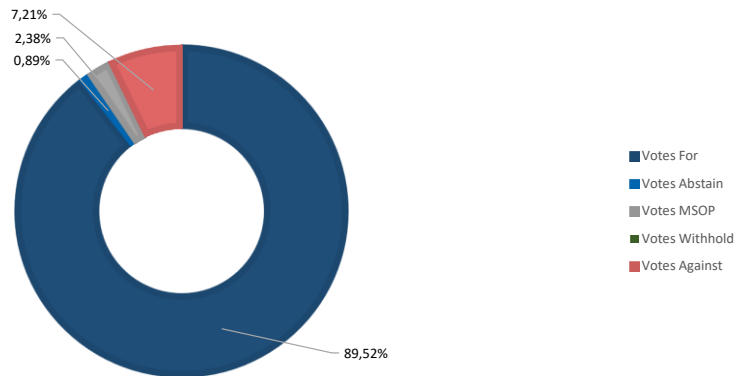
Category	Number	Percentage
Number of votable meetings	447	
Number of meetings voted	120	26,85%
Number of meetings with at least 1 vote Against, Withold or Abstain	48	10,74%



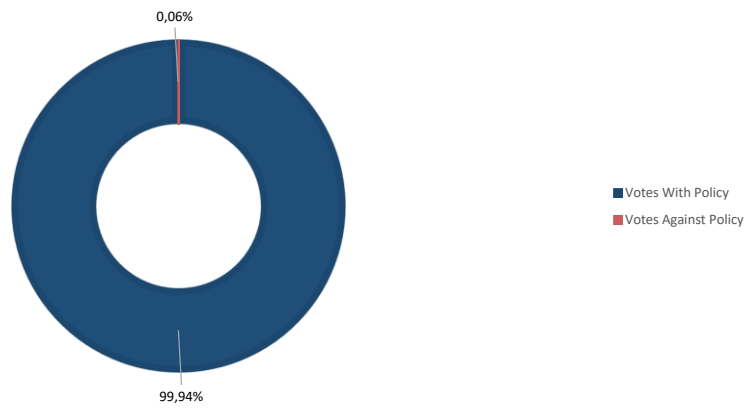
Proposal Overview

Category	Number	Percentage
Number of votable items	4700	
Number of items voted	1761	37,47%
Number of votes FOR	1615	91,71%
Number of votes AGAINST	130	7,38%
Number of votes ABSTAIN	16	0,91%
Number of votes WITHHOLD	0	0,00%
Number of votes MSOP	43	2,44%
Number of votes With Policy	1760	99,94%
Number of votes Against Policy	1	0,06%
Number of votes With Mgmt	1638	93,02%
Number of votes Against Mgmt	123	6,98%
Number of votes on Shareholder Proposals	64	3,63%

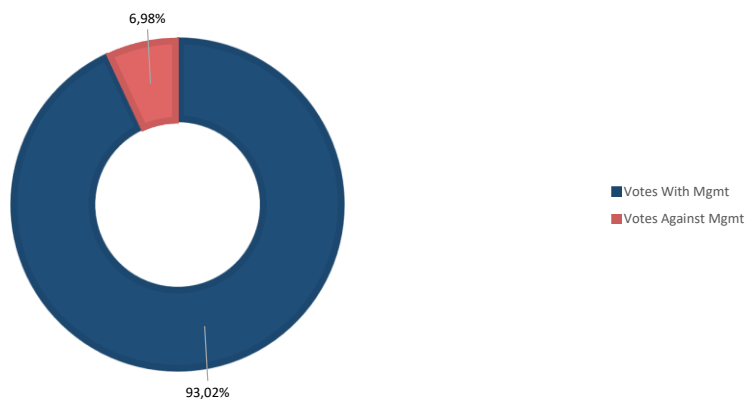
VOTE CAST STATISTIC



VOTE ALIGNMENT WITH POLICY



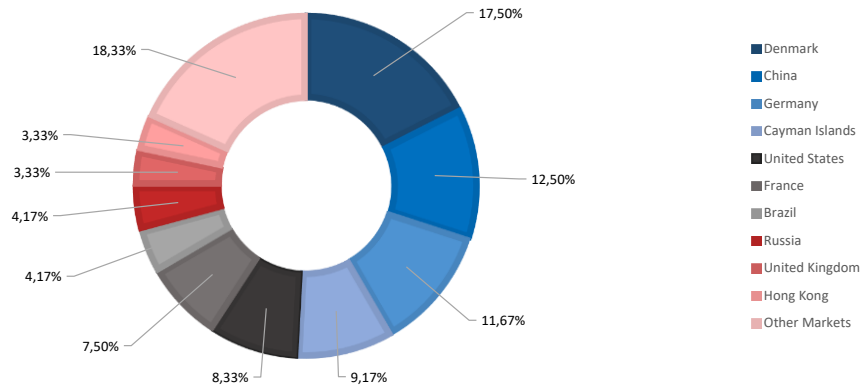
VOTE ALIGNMENT WITH MANAGEMENT



Market Breakdown

Market	Votable Meetings	Voted Meetings	Percentage
China	75	15	20,00%
India	45	3	6,67%
United States	43	10	23,26%
Japan	40	1	2,50%
Brazil	34	5	14,71%
Cayman Islands	34	11	32,35%
Denmark	21	21	100,00%
Germany	19	14	73,68%
United Kingdom	17	4	23,53%
Mexico	12	2	16,67%
Australia	11	1	9,09%
France	11	9	81,82%
Russia	10	5	50,00%
Hong Kong	9	4	44,44%
Netherlands	8	4	50,00%
South Korea	8	2	25,00%
Switzerland	5	1	20,00%
Ireland	4	0	0,00%
South Africa	4	1	25,00%
Belgium	3	0	0,00%
Canada	3	0	0,00%
Indonesia	3	0	0,00%
Italy	3	2	66,67%
Spain	3	0	0,00%
Taiwan	3	0	0,00%
Argentina	2	0	0,00%
Austria	2	1	50,00%
Hungary	2	0	0,00%
Jersey	2	1	50,00%
Malaysia	2	0	0,00%
Singapore	2	1	50,00%
Bermuda	1	0	0,00%
Cyprus	1	0	0,00%
Luxembourg	1	1	100,00%
New Zealand	1	0	0,00%
Saudi Arabia	1	1	100,00%
Thailand	1	0	0,00%
United Arab Emirates	1	0	0,00%

MEETINGS VOTED BY MARKET



Diagramtitel

